


# G8N

Micro-mini PCB relay for automobile use

**High-density design  
(smallest class in the industry)  
Half-size in comparison  
with the existing type**

(Omron G8QN)

- Super-slim width (7.2mm). Good for parts layout.
- Even at a small size, high-wattage switching is possible due to the contacts and heat-release design. 100,000 times at 14VDC/25A (motor lock).



## ■ Purpose

- DC motor control for automobile parts (Door lock motor, power window motor, wiper motor, washer motor, sunroof motor, etc.)
- Flasher lamp (indicator or hazard)

## ■ Type standard

G8N-□□

① ② ③

	Classification	Symbol	Meaning of the symbol
①	Basic type	G8N	Micro-mini relay for automobile use
②	Number of contact poles and configuration	1	Standard contact configuration 1c
③	Spec/Appropriate symbol	Blank	Standard Spec
		English character	Appropriate Spec (set individually)

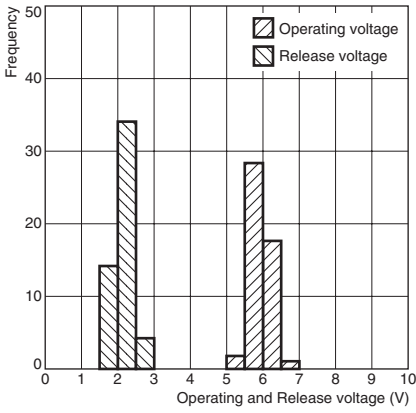
## ■ Ratings/Performance

Type		G8N-1	G8N-1S	G8N-1L	G8N-1H	G8N-1U	G8N-1F	
Item		Standard	Low operating voltage	High heat resistance	High heat resistance and Low operating voltage	Super low operating voltage	For flasher lamp	
Coil	Rated coil voltage	12 VDC						
	Coil resistance (at 20°C)	225 Ω	180 Ω	225 Ω	180 Ω	130 Ω		
	Service voltage range	10 to 16 VDC						
	Operating voltage (at 20°C)	7.2 V or less	6.5 V or less	7.2 V or less	6.5 V or less	5.5 V or less	7.2 V or less	
	Release voltage (at 20°C)	1.0 V or more				0.8 V or more		
	Max value of rated coil voltage (5A)	14 VDC (continuous) 16 VDC at 15 min	12 VDC (continuous) 16 VDC at 15 min	16 VDC (continuous)	14 VDC (continuous) 16 VDC at 15 min	16 VDC at 3 min	16 VDC (a fleeting moment) 85 times/min	
Contact	Contact configuration	1c (SPDT)						
	Contact material	AgSn type (non-cadmium)					PdRu alloy	
	Rated load	14 VDC 25 A Motor load					54 W lamp 85 times/min Polarized (No. 3 terminal+)	
	Max switching current	30 A						
Endurance (Lifetime)	Mechanical	1,000,000 times					10,000,000 times	
	Electrical (Rated load)	100,000 times					2000 hrs	
Mechanical	Impact resistance	Malfunction	100 m/s <sup>2</sup>					
		Destruction	1,000 m/s <sup>2</sup>					
	Vibration resistance	Malfunction	10~55 Hz, Peak to peak: 1.5 mm					
		Destruction	10~55 Hz, Peak to peak: 1.5 mm					
Ambient temperature range		-40~+85°C		-40~+105°C		-40~+85°C		
Weight		About 4.0 g						

### Reference data

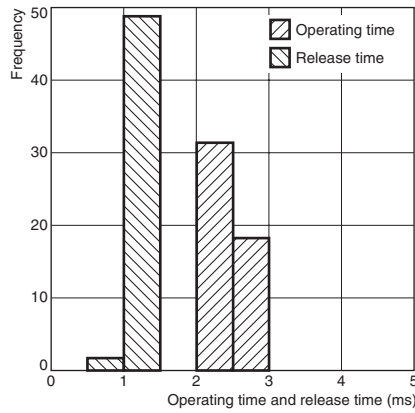
#### Operating voltage/Release voltage

Sample: G8N-1 12 VDC 225  $\Omega$  50 pcs



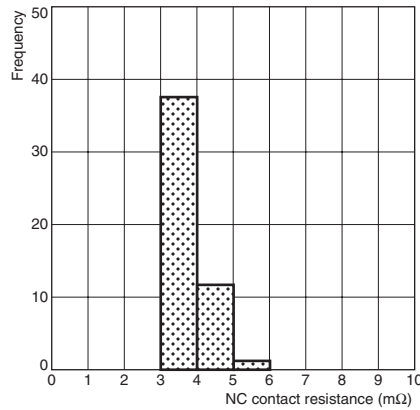
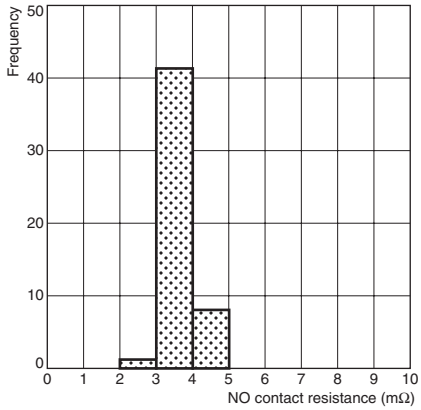
#### Operating time/Release time

Sample: G8N-1 12 VDC 225  $\Omega$  50 pcs  
Diode to absorb coil surge, without resistor



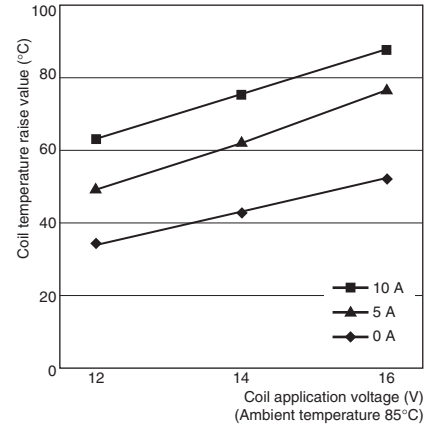
#### Contact resistance

Sample: G8N-1 12 VDC 225  $\Omega$  50 pcs



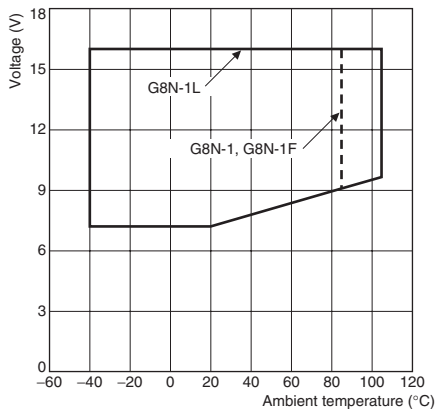
#### Coil temperature rise

Sample: G8N-1 12 VDC 225  $\Omega$  10 pcs

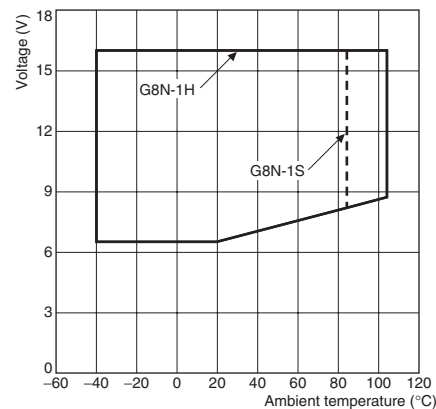


#### Ambient temperature and service voltage range (Cold start)

G8N-1, G8N-1L, G8N-1F



G8N-1S, G8N-1H



G8N-1U

